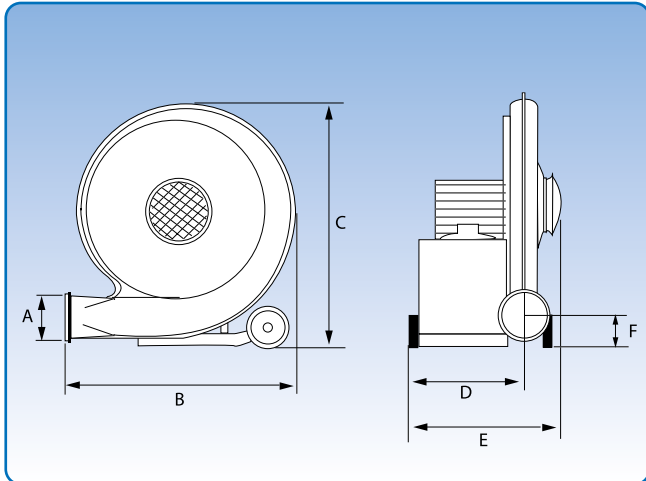
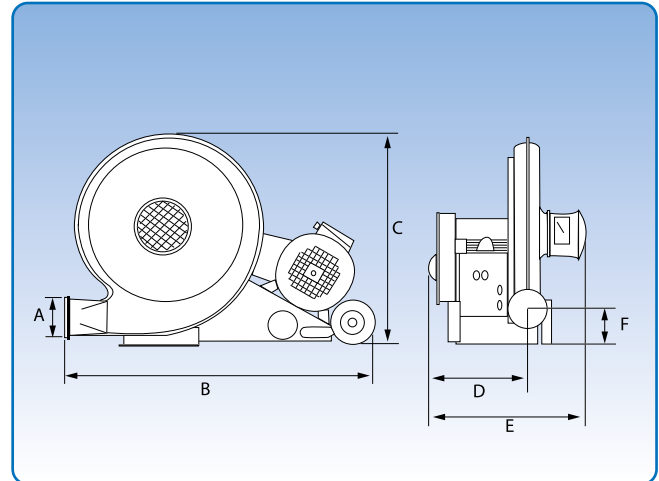


## High-pressure fans type JK-HT



Types JK-2HT - JK-7HT with direct drive. JK-5HT is only available with throttle valve. Dimensional specifications are given in the table below.



Type JK-10HT and JK-15HT with indirect drive. Dimensional specifications are given in the table below.

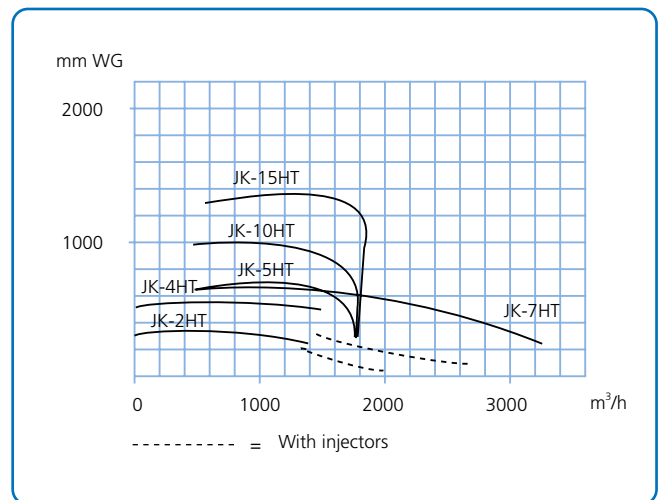
The JK-HT high-pressure fans are one-step centrifugal fans with sealed impellers. They are designed for transport of granular material with a density of between 0.2 and 1.2 tons/m<sup>3</sup>.

The material is delivered via a duct system using an injector or feeder unit. Material must never be transported through the fan.

The rotor is manufactured with backward-inclined blades. The aerodynamic design ensures high efficiency with low energy consumption.

The JK-2CFA and JK-3CFA feeder units or the injectors 2, 4 and 5 can be mounted on the high-pressure fans.

Ideal for transport, ventilation and extraction.



Type	Dimensions						Noise level at 7m dB(A)	Min. fuse rating amp.	Power consumption amp.
	A mm	B mm	C mm	D mm	E mm	F mm			
JK-2HT	JK-6"	635	675	335	485	130	64	10	3,4
JK-4HT	JK-6"	755	840	420	580	120	64	16	6,3
JK-5HT	JK-6"	755	840	420	670	129	77	16	8,5
JK-7HT	JK-6"	755	860	420	580	140	71	20	11,5
JK-10HT	JK-6"	1140	830	435	695	120	73	25	15,5
JK-15HT	JK-6"	1140	830	435	695	120	81	35	21,5

# High-pressure fans type JK-HT Technical data

## Type JK-2HT

Motor size: 1.5 kW (2 hp)  
 min<sup>-1</sup>: 2,850 min<sup>-1</sup>  
 Max. air volume: 1,900 m<sup>3</sup>/h  
 Max. air pressure: 250 mm WG  
 Rotor speed: 2,850 min<sup>-1</sup>  
 Weight: 35 kg

## Type JK-4HT

Motor size: 3 kW (4 hp)  
 min<sup>-1</sup>: 2,850 min<sup>-1</sup>  
 Max. air volume: 2,600 m<sup>3</sup>/h  
 Max. air pressure: 350 mm WG  
 Rotor speed: 2,850 min<sup>-1</sup>  
 Weight: 67 kg

## Type JK-5HT

Motor size: 4 kW (5.5 hp)  
 min<sup>-1</sup>: 2,850 min<sup>-1</sup>  
 Max. air volume: 1,800 m<sup>3</sup>/h  
 Max. air pressure: 650 mm WG  
 Rotor speed: 2,850 min<sup>-1</sup>  
 Weight: 76 kg

## Type JK-7HT

Motor size: 5.5 kW (7.5 hp)  
 min<sup>-1</sup>: 2,850 min<sup>-1</sup>  
 Max. air volume: 3,200 m<sup>3</sup>/h  
 Max. air pressure: 650 mm WG  
 Rotor speed: 2,850 min<sup>-1</sup>  
 Weight: 96 kg

## Type JK-10HT

Motor size: 7.5 kW (10 hp)  
 min<sup>-1</sup>: 2,850 min<sup>-1</sup>  
 Max. air volume: 1,800 m<sup>3</sup>/h  
 Max. air pressure: 950 mm WG  
 Rotor speed: 3,650 min<sup>-1</sup>  
 Weight: 129 kg

## Type JK-15HT

Motor size: 11 kW (15 hp)  
 min<sup>-1</sup>: 2,850 min<sup>-1</sup>  
 Max. air volume: 1,800 m<sup>3</sup>/h  
 Max. air pressure: 1,300 mm WG  
 Rotor speed: 4,200 min<sup>-1</sup>  
 Weight: 157 kg

## Common specifications:

Motor: IP 55  
 Power supply: 3 x 400 V - 50 Hz

## High pressure fans

High pressure fans	L <sub>eq</sub> (m)
JK-2HT + injector 2	4.5
JK-4HT + injector 4	5.7
JK-5HT/JK-7HT + injector 5	5.9
JK-5HT/JK-7HT + JK-2CFA	7.4
JK-10HT + JK-2CFA	8.9
JK-15HT + JK-2CFA/JK-3CFA	9.2

## Transport capacity:

Air temperature = 20°C  
 Air pressure = 760 mm Hg

Horizontal and vertical duct lines with min. 2 m of straight ducts only between bends etc.

## Transport capacity (tons/h) for barley, rye and maize:

Transport length (m)	10	20	30	40	50	60	80	100	120	150	200
JK-2HT + Injector 2	2.5	2.0	1.7	1.4	1.2	1.0	0.7	0.5			
JK-4HT + Injector 4	4.3	3.6	3.0	2.6	2.3	2.0	1.6	1.2			
JK-5HT-JK-7HT + Injector 5	4.7	3.9	3.3	2.9	2.5	2.2	1.8	1.4	1.1	0.8	
JK-5HT-JK-7HT + JK-2CFA	8.7	7.4	6.4	5.6	4.9	4.4	3.5	2.9	2.4	1.8	
JK-10HT + JK-2CFA	16.4	13.8	11.9	10.3	9.1	8.0	6.4	5.2	4.3	3.2	2.0
JK-15HT + JK-2CFA	16.5	15.9	15.3	14.7	13.2	11.7	9.3	7.6	6.2	4.6	2.9
JK-15HT + JK-3CFA	23.9	20.2	17.3	15.0	13.2	11.7	9.3	7.6	6.2	4.6	2.9

## Transport capacity (tons/h) for wheat, rape and peas:

Transport length (m)	10	20	30	40	50	60	80	100	120	150	200
JK-2HT + Injector 2	2,3	1,9	1,6	1,3	1,1	0,9	0,7	0,5			
JK-4HT + Injector 4	4,0	3,3	2,8	2,5	2,1	1,9	1,5	1,1			
JK-5HT-JK-7HT + Injector 5	4,3	3,7	3,1	2,7	2,4	2,1	1,6	1,3	1,1	0,8	
JK-5HT-JK-7HT + JK-2CFA	8,2	6,9	6,0	5,2	4,6	4,1	3,3	2,7	2,2	1,7	
JK-10HT + JK-2CFA	15,3	12,9	11,1	9,7	8,5	7,5	6,0	4,9	4,0	3,0	1,9
JK-15HT + JK-2CFA	18,5	17,9	16,2	14,1	12,3	10,9	8,7	7,1	5,8	4,3	2,7
JK-15HT + JK-3CFA	22,3	18,8	16,2	14,1	12,3	10,9	8,7	7,1	5,8	4,3	2,7

## Transport capacity (tons/h) for oats:

Transport length (m)	10	20	30	40	50	60	80	100	120	150	200
JK-2HT + Injector 2	2,5	2,0	1,7	1,4	1,2	1,0	0,7	0,5			
JK-4HT + Injector 4	4,3	3,6	3,0	2,6	2,3	2,0	1,6	1,2			
JK-5HT-JK-7HT + Injector 5	4,7	3,9	3,3	2,9	2,5	2,2	1,8	1,4	1,1	0,8	
JK-5HT-JK-7HT + JK-2CFA	8,7	7,4	6,4	5,6	4,9	4,4	3,5	2,9	2,4	1,8	
JK-10HT + JK-2CFA	11,9	11,6	11,2	10,3	9,1	8,0	6,4	5,2	4,3	3,2	2,0
JK-15HT + JK-2CFA	11,9	11,6	11,2	10,9	10,5	10,2	9,3	7,6	6,2	4,6	2,9
JK-15HT + JK-3CFA	19,8	19,3	17,3	15,0	13,2	11,7	9,3	7,6	6,2	4,6	2,9

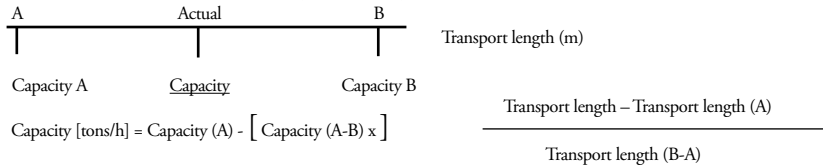
## Capacity calculation:

Capacities given in the table apply to horizontal duct line + 4 m vertical ducts + 2 x 90° bends + outlet cyclone.

- Transport length (m) = (horizontal length) + (vertical length) + (vertical length x 1.2) + ((number of 90° bends - 2) x L<sub>eq</sub>) + (number of 30° bends x 1/3 L<sub>eq</sub>) + (number of 45° bends x 1/2 L<sub>eq</sub>) + (number of 60° bends x 2/3 L<sub>eq</sub>) - 4.8.

L<sub>eq</sub> can be read from the table (bottom left) for actual combination of components.

- Capacity is read from the above tables using transport length as follows:



- Capacity corrected for water content + temperature + pressure. Correction factor can be seen in the diagrams below. Corrected capacity = Capacity x water factor x air factor.  
 Note that calculated capacity is intended as a guide only, as leaks, grain size etc. can affect capacity.

